



ಬೃಹತ್ ಬೆಂಗಳೂರು ಮಹಾನಗರ ಪಾಲಿಕೆ
Bruhat Bengaluru Mahanagara Palike



BBMP COVID-19 WAR ROOM 05.03.2022



OVERVIEW OF COVID-19 IN BENGALURU



CASE TRENDS

ACTIVE CASES **2,419**

Confirmed Cases

182

17,79,362 #

Recovered Cases

222

17,60,011 #

Death Cases

1

16,932 #



HOSPITALIZATION

92

ICU – V

13

ICU

24

HDU

9

General

46

INCLUDES GOVT. QUOTA AND PRIVATE WALK-IN HOSPITALIZATION



VACCINATION

27,520

1,79,48,503 #

First Dose

1,561

92,76,523 #

Second Dose

23,689

83,83,643 #

Precaution Dose

2,270

2,88,337 #



TRIAGING

MTU

73

Tele Triage

165



ACTIVE CZs

5

MCZs (< 5 cases)

2

Clusters (> 5 cases)

3



TESTING

18,042

2,93,38,057 #

RAT

2,325

RTPCR

15,717

Positivity : 0.97%

*FOR LAST 7 DAYS

: indicates cumulative numbers till date



ABSTRACT OF COVID-19 SCENARIO IN BENGALURU


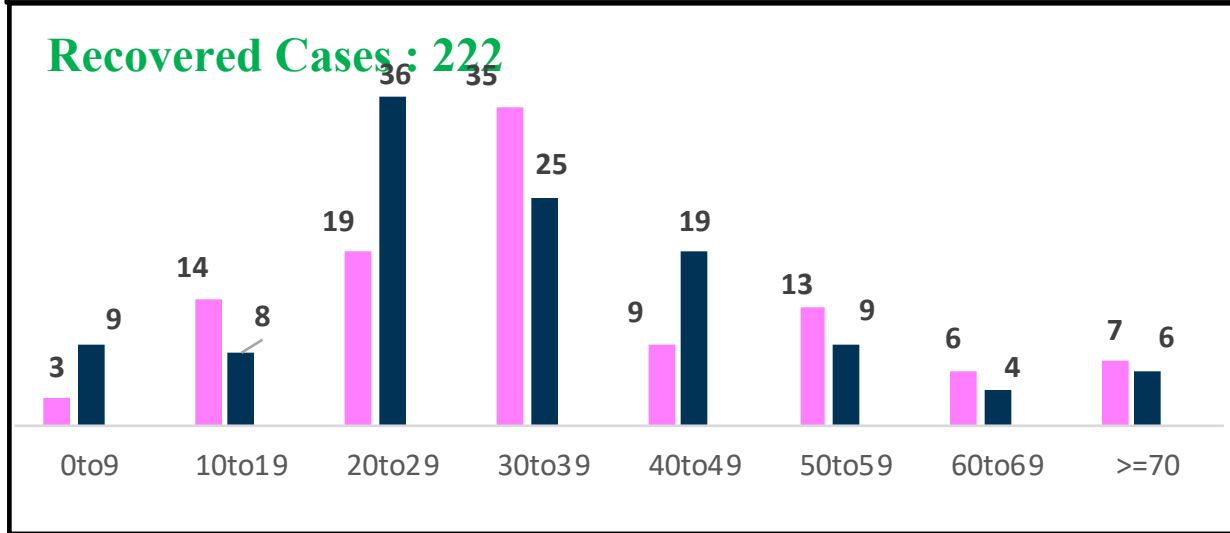
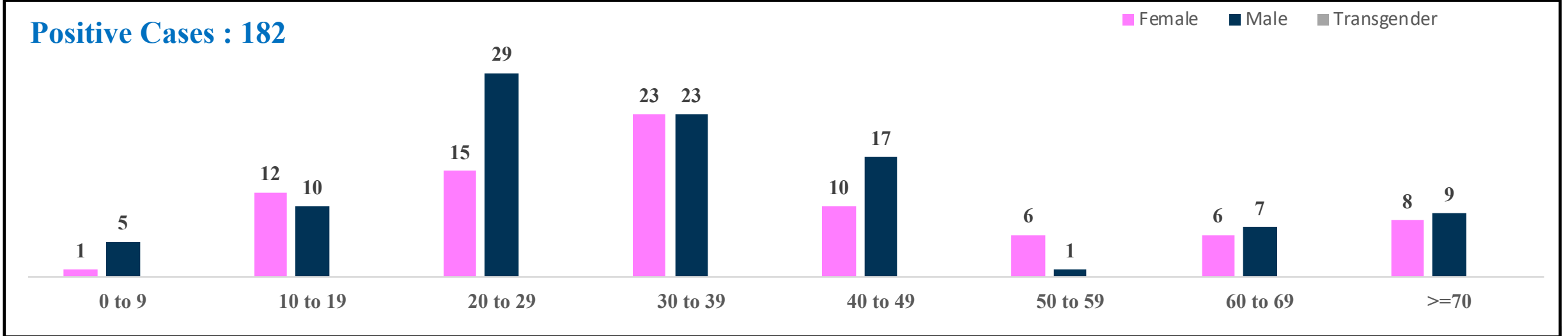


	MALE			FEMALE			TRANSGENDER			TOTAL		
	Last 24 Hours	Last 7 Days	Cumulative	Last 24 Hours	Last 7 Days	Cumulative	Last 24 Hours	Last 7 Days	Cumulative	Last 24 Hours	Last 7 Days	Cumulative
Positive Cases	101	698	10,52,428	81	527	7,26,743	0	0	191	182	1,225	17,79,362
Recovered Cases	116	1,479	10,39,864	106	1,053	7,19,964	0	0	183	222	2,532	17,60,011
Death Cases	0	21	10,727	1	14	6,201	0	0	4	1	35	16,932
Total Tests Done	In Last 24 hrs. : 18,042			In last 7 days : 1,25,975			Cumulative : 2,93,38,057					
Vaccine Doses Administered	In Last 24 hrs. : 27,520			In last 7 days : 1,72,888			Cumulative : 1,79,48,503					
ACTIVE CASES							2,419					

*Covid deaths occurred today : 00 | Covid deaths occurred beyond last 24 hrs., reported today : 01

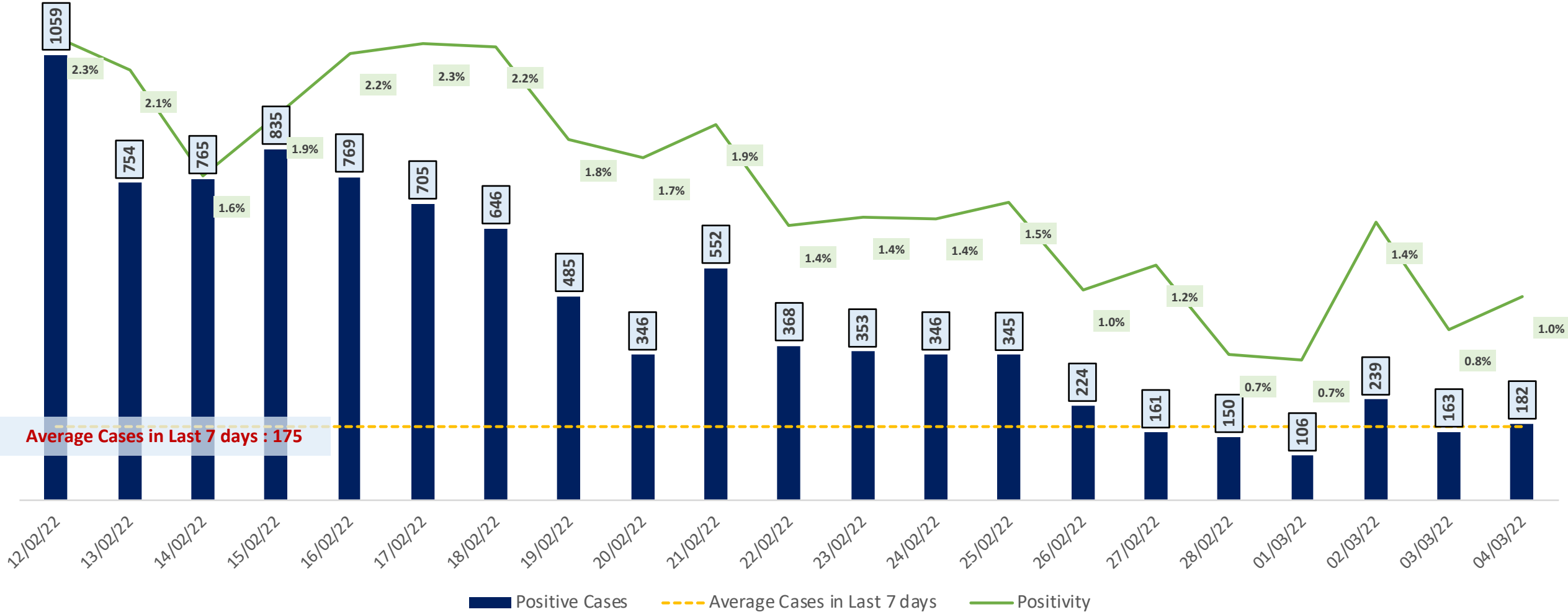


LAST 24 HOURS AGE GROUP AND GENDER WISE DISTRIBUTION



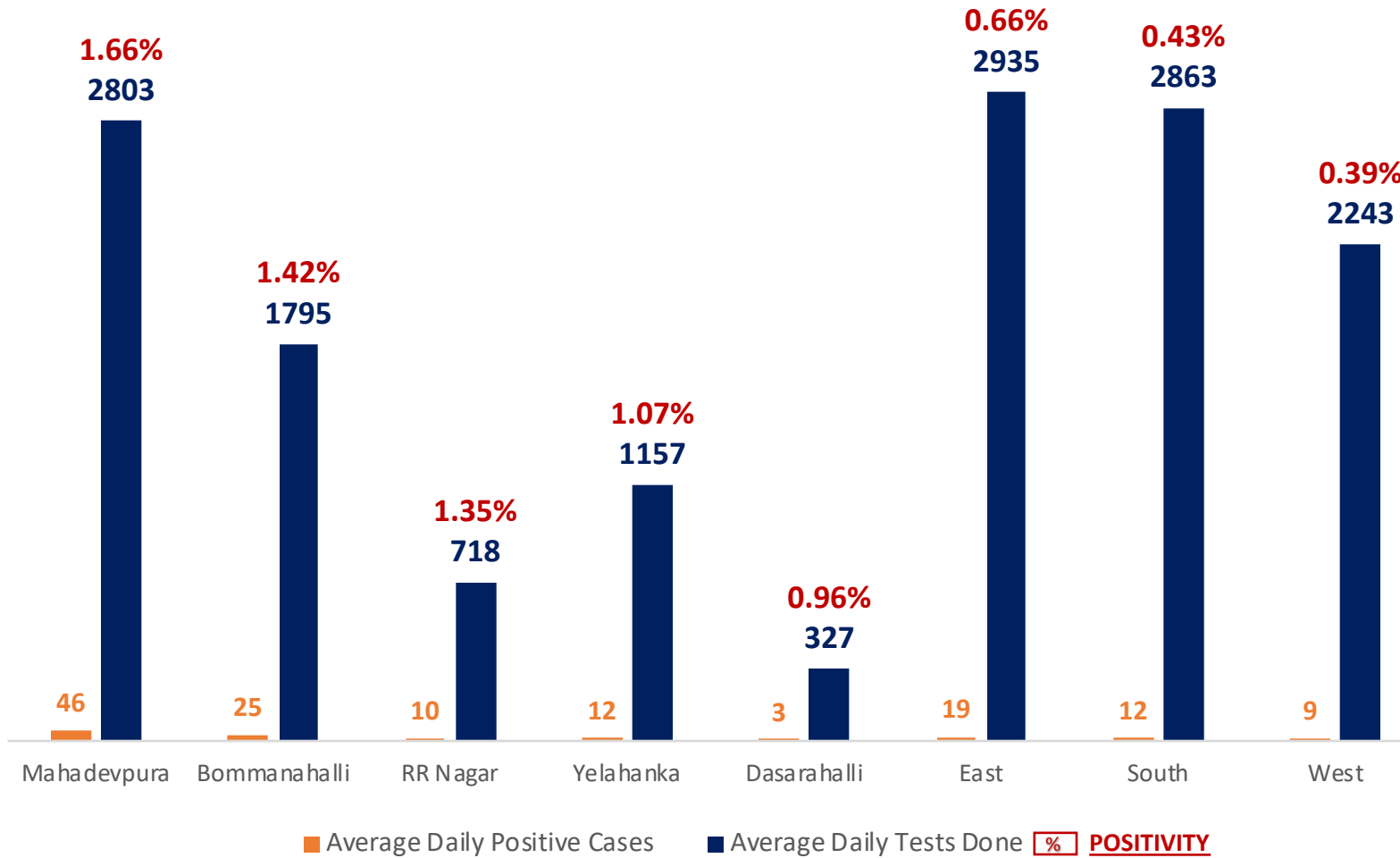


POSITIVITY RATE OF BENGALURU – LAST 21 DAYS





ZONE WISE COVID19 CASE MANAGEMENT FOR LAST 7 DAYS



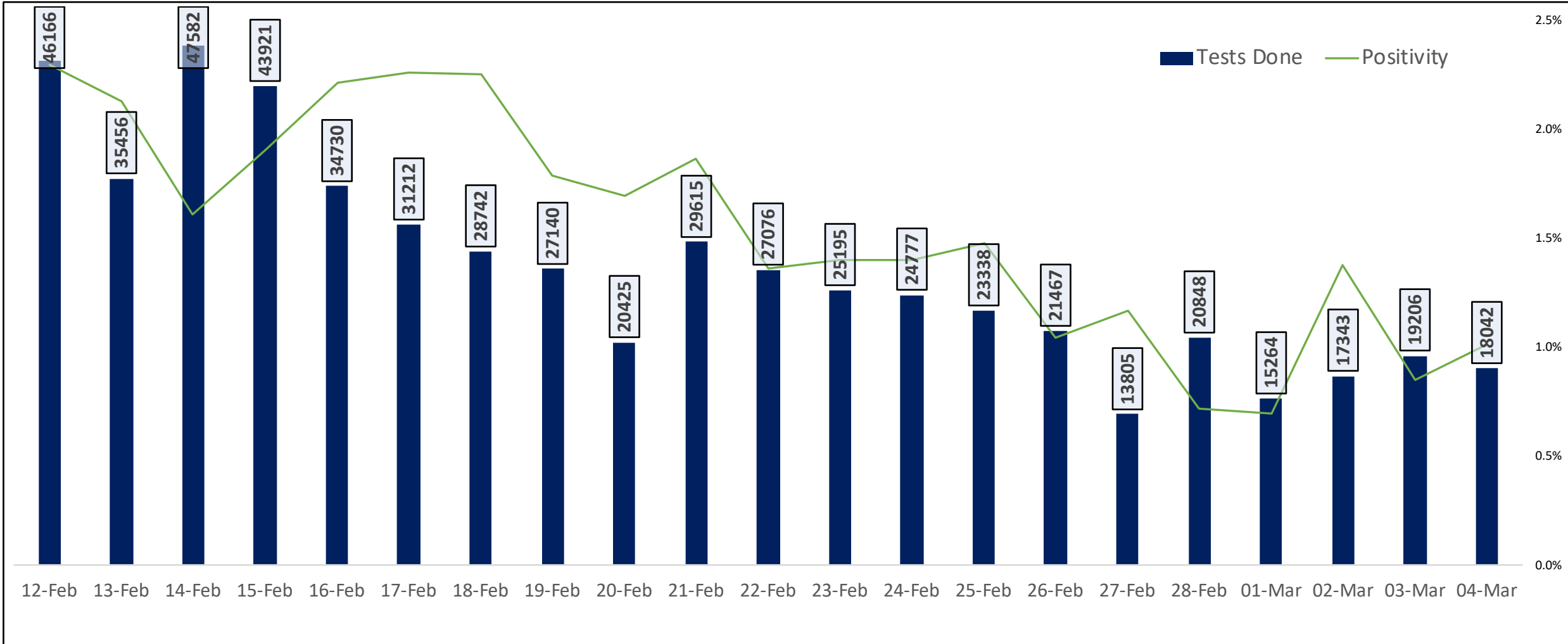
Zone Name	Hospital/CCC	Home isolation	Under Tracing
BOMMANAHALLI	6.49%	93.51%	0.00%
DASARAHALLI	8.33%	91.67%	0.00%
EAST	8.26%	91.74%	0.00%
MAHADEVAPURA	4.51%	95.49%	0.00%
RR NAGAR	7.55%	92.45%	0.00%
SOUTH	8.70%	91.30%	0.00%
WEST	12.77%	87.23%	0.00%
YELAHANKA	10.91%	89.09%	0.00%



TESTING TRENDS IN BENGALURU

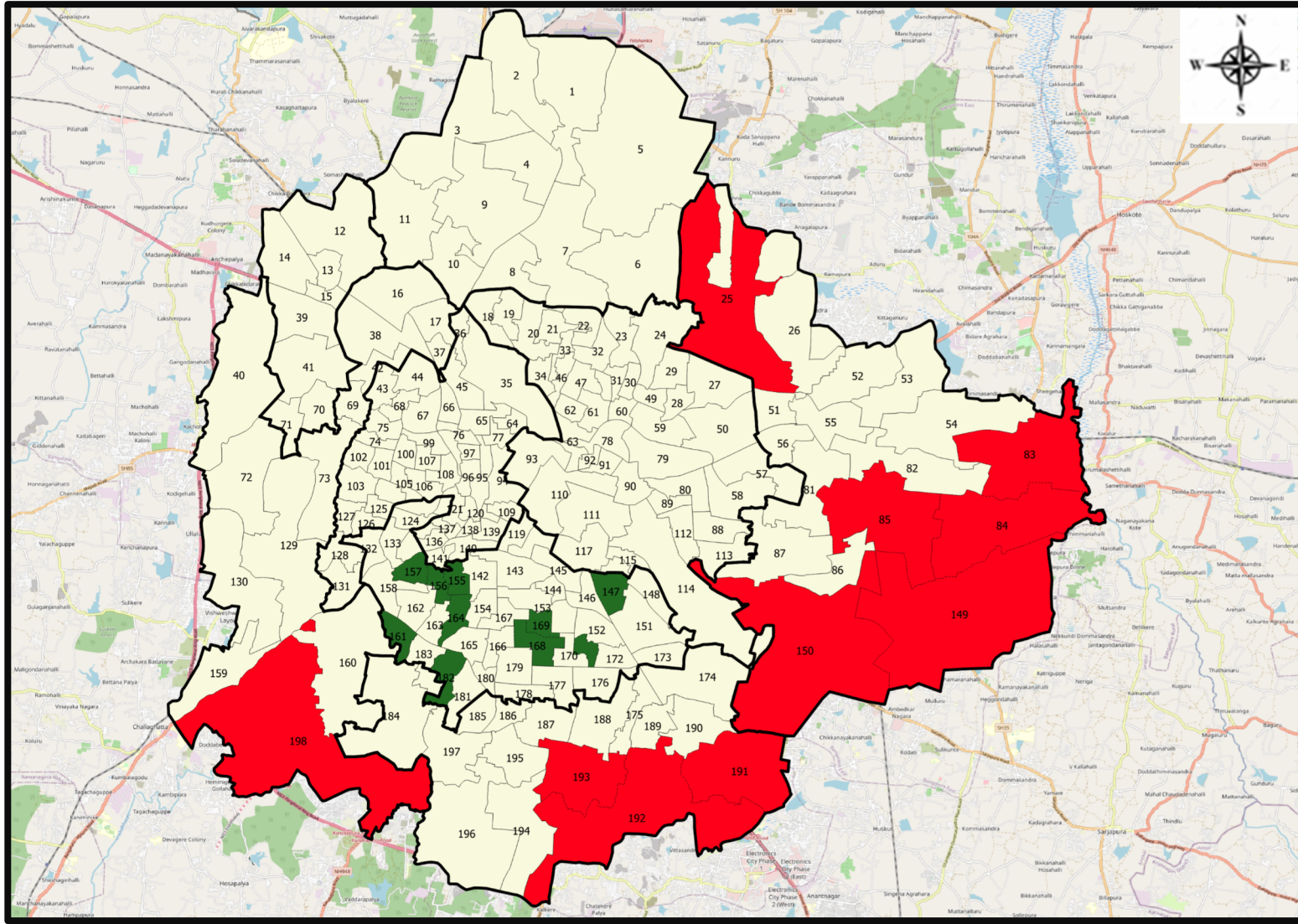


Total Test Conducted Till Date	Test Conducted Last 24 hours	Last 7 Days Average
2,93,38,057	18,042	17,996





BENGALURU URBAN MAP SHOWING TREND OF POSITIVE CASES IN LAST 7 DAYS



Top 10 wards reporting highest number of positive cases in last 7 days

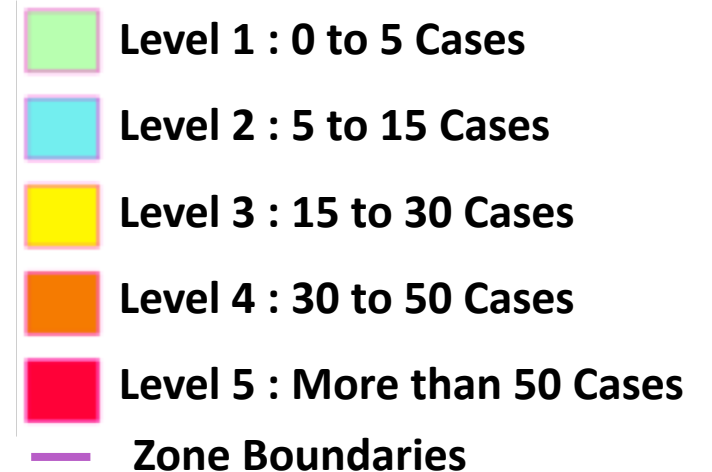
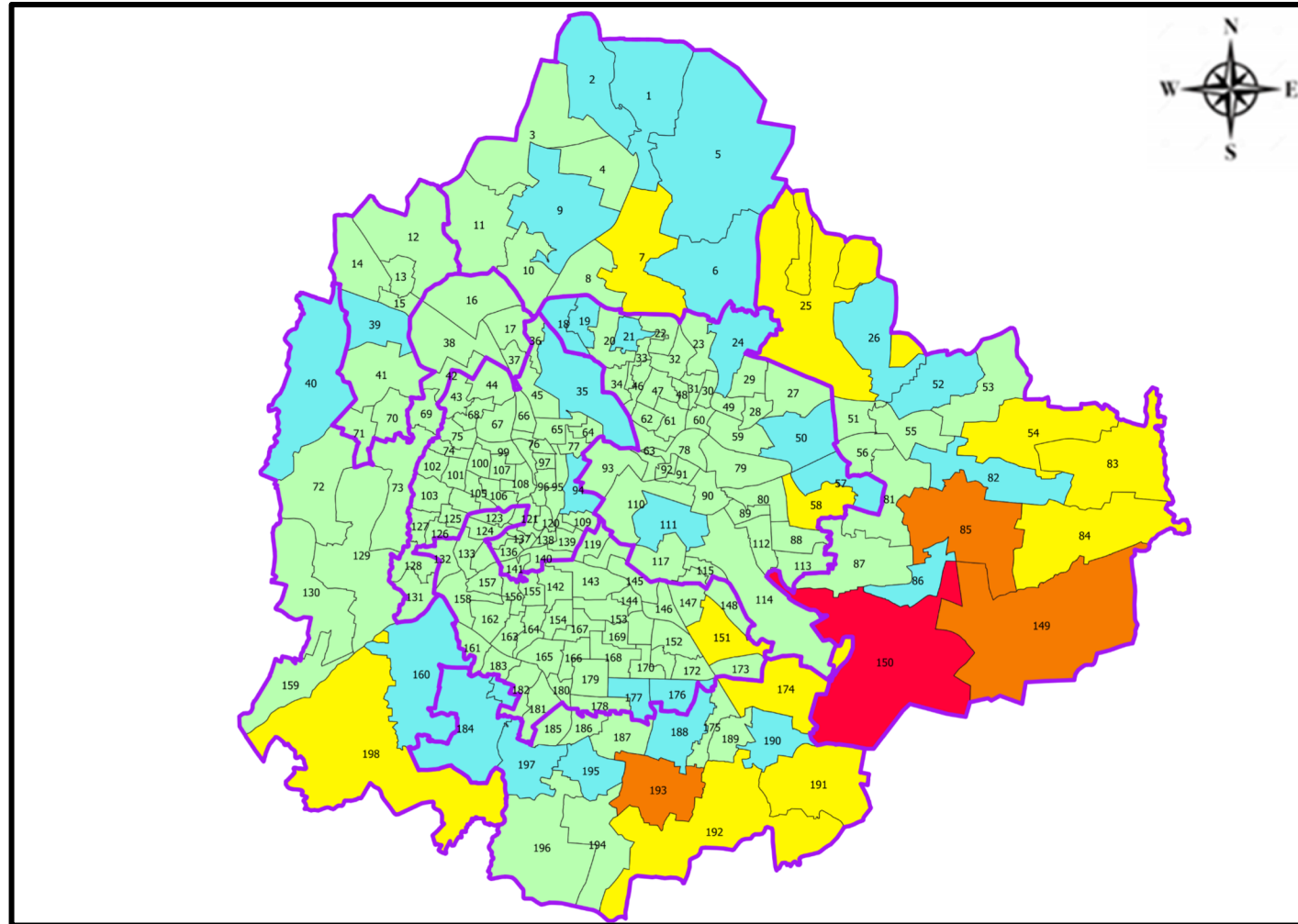
Ward No.	Ward Name	Daily Cases Average
150	Bellanduru	16
193	Arakere	6
149	Varthuru	6
85	Dodda Nekkundi	5
191	Singasandra	3
192	Begur	3
84	Hagadur	3
25	Horamavu	3
198	Hemmigeputa	3
83	Kadugodi	3

Top 10 wards reporting least number of positive cases in last 7 days

Ward No.	Ward Name	Daily Cases Average
182	Padmanabha Nagar	0
171	Gurappanapalya	0
169	Byrasandra	0
168	Pattabhiram Nagar	0
164	Vidyapeeta Ward	0
161	Hosakerehalli	0
157	Gali Anjaneya Temple	0
156	Srinagara	0
155	Hanumanth Nagar	0
147	Adugodi	0



BENGALURU MAP SHOWING INTENSITY OF POSITIVE CASES IN LAST 7 DAYS





CONTAINMENT ZONE DETAILS

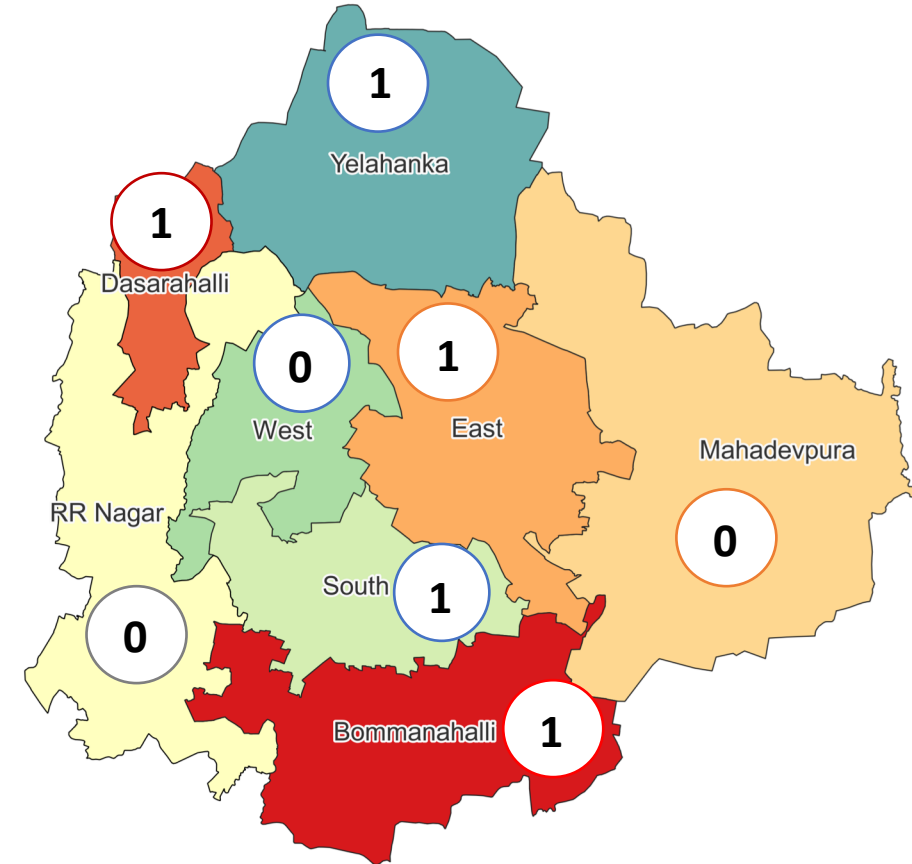


Zone Name	TOTAL CZs	Less Than 5 Cases	5 To 14 Cases	More Than 14 Cases
BOMMANAHALLI	1 (-)	1 (-)	0 (-)	0 (-)
DASARAHALLI	1 (▲1)	0 (-)	1 (▲1)	0 (-)
EAST	1 (-)	0 (-)	1 (-)	0 (-)
MAHADEVPURA	0 (-)	0 (-)	0 (-)	0 (-)
RR NAGAR	0 (-)	0 (-)	0 (-)	0 (-)
SOUTH	1 (-)	1 (-)	0 (-)	0 (-)
WEST	0 (-)	0 (-)	0 (-)	0 (-)
YELAHANKHA	1 (-)	1 (-)	0 (-)	0 (-)
TOTAL	5 (▲1)	3 (-)	2 (▲1)	0 (-)

Types of Containment

Zone Name	Apartments	Individual House	Hostels/Quarters	Others	Schools/Colleges
BOMMANAHALLI	1 (-)	0 (-)	0 (-)	0 (-)	0 (-)
DASARAHALLI	0 (-)	1 (▲1)	0 (-)	0 (-)	0 (-)
EAST	0 (-)	1 (-)	0 (-)	0 (-)	0 (-)
MAHADEVPURA	0 (-)	0 (-)	0 (-)	0 (-)	0 (-)
RR NAGAR	0 (-)	0 (-)	0 (-)	0 (-)	0 (-)
SOUTH	1 (-)	0 (-)	0 (-)	0 (-)	0 (-)
WEST	0 (-)	0 (-)	0 (-)	0 (-)	0 (-)
YELAHANKHA	0 (-)	1 (-)	0 (-)	0 (-)	0 (-)
TOTAL	2 (-)	3 (▲1)	0 (-)	0 (-)	0 (-)

Total Active Containment Zones





GOVT. QUOTA COVID BED STATUS AS ON 05.03.2022



SR. NO.	Facility Type	No. of Hospital	Total Allocated Beds for C+ Patients					Occupied Beds for C+ Patients					Net Available Beds for C+ Patients				
			Gen Beds	HDU	ICU Beds	ICU-V	Total	Gen Beds	HDU	ICU Beds	ICU-V	Total	Gen Beds	HDU	ICU Beds	ICU-V	Total
1	Government Medical Colleges	4	120	255	33	27	435	0	0	0	1	1	120	255	33	26	434
2	Government Hospitals	18	637	292	74	95	1,098	3	2	0	1	6	634	290	74	94	1,092
3	Private Medical Colleges	12	178	200	66	35	479	0	1	7	4	12	178	199	59	31	467
4	Private Hospitals	32	181	61	49	42	333	1	1	1	6	9	180	60	48	36	324
5	Covid Care Centre	1	50					1					49				
Total Beds		67	1,166	808	222	199	2,395	5	4	8	12	29	1,161	804	214	187	2,366

* Status as on 05.03.2022 – 04:00 PM



ACTIVE PATIENTS ADMITTED UNDER GOVT. QUOTA



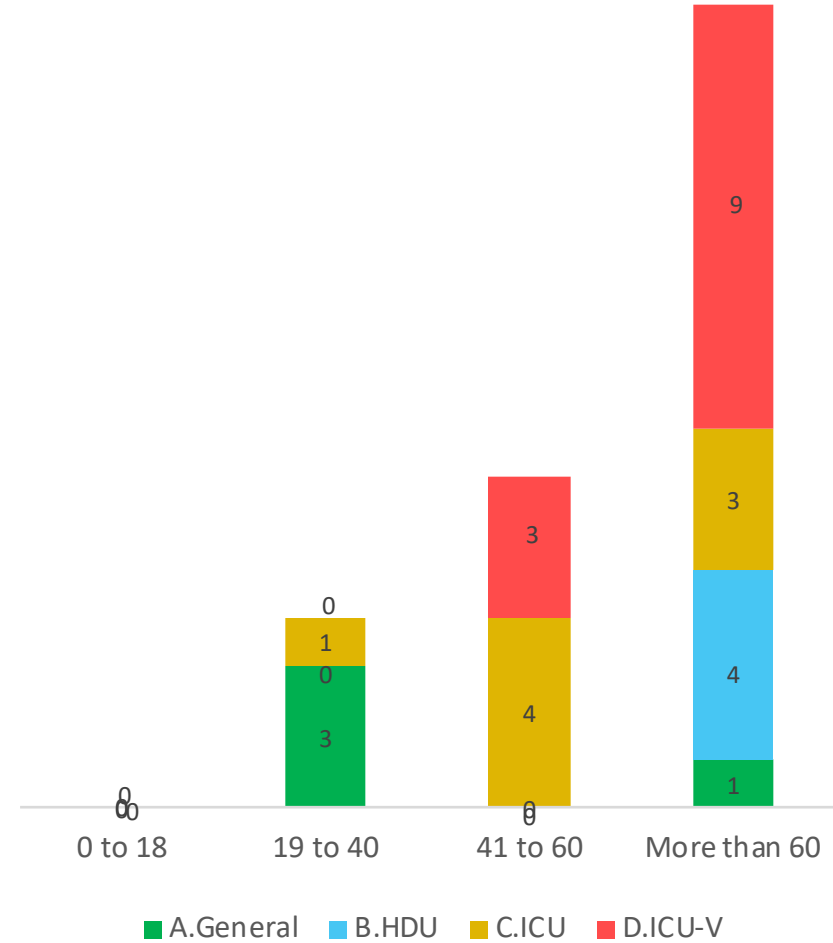
Admission By Bed Type And Number Of Days From Date Of Admission

Days in Hospital	General	HDU	ICU	ICU-V	Total
0 to 7 Days	2	1	2	2	7
8 to 14 Days	1	1	2	3	7
15 to 21 Days				2	2
Beyond 21 days	1	2	4	5	12
TOTAL	4	4	8	12	28

* Only Government Quota Admissions through CHBMS considered

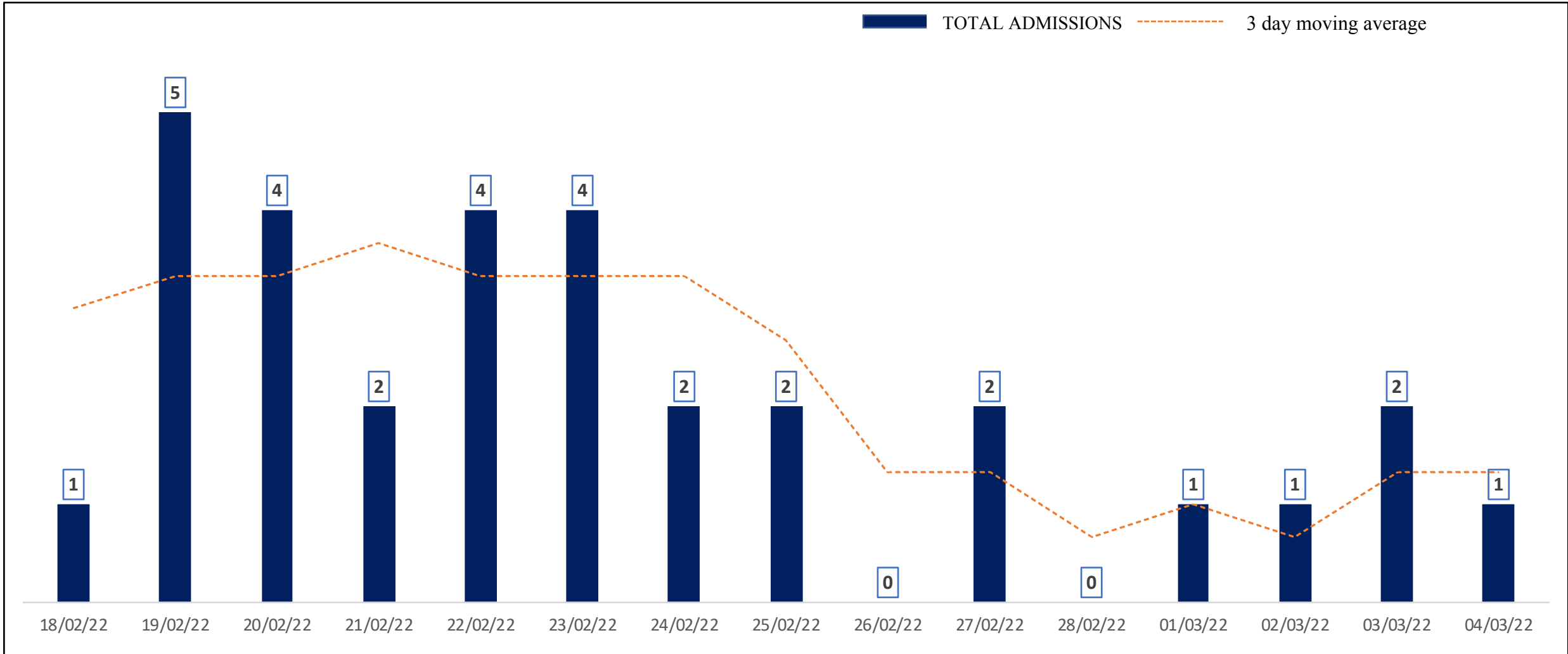
* Status as on 05.03.2022 – 04:00 PM

Age Group Distribution Of Active Hospital Admission





HOSPITAL ADMISSIONS LAST 15 DAYS TREND



* Only Government Quota Admissions through CHBMS considered

* Only Fresh Admissions considered

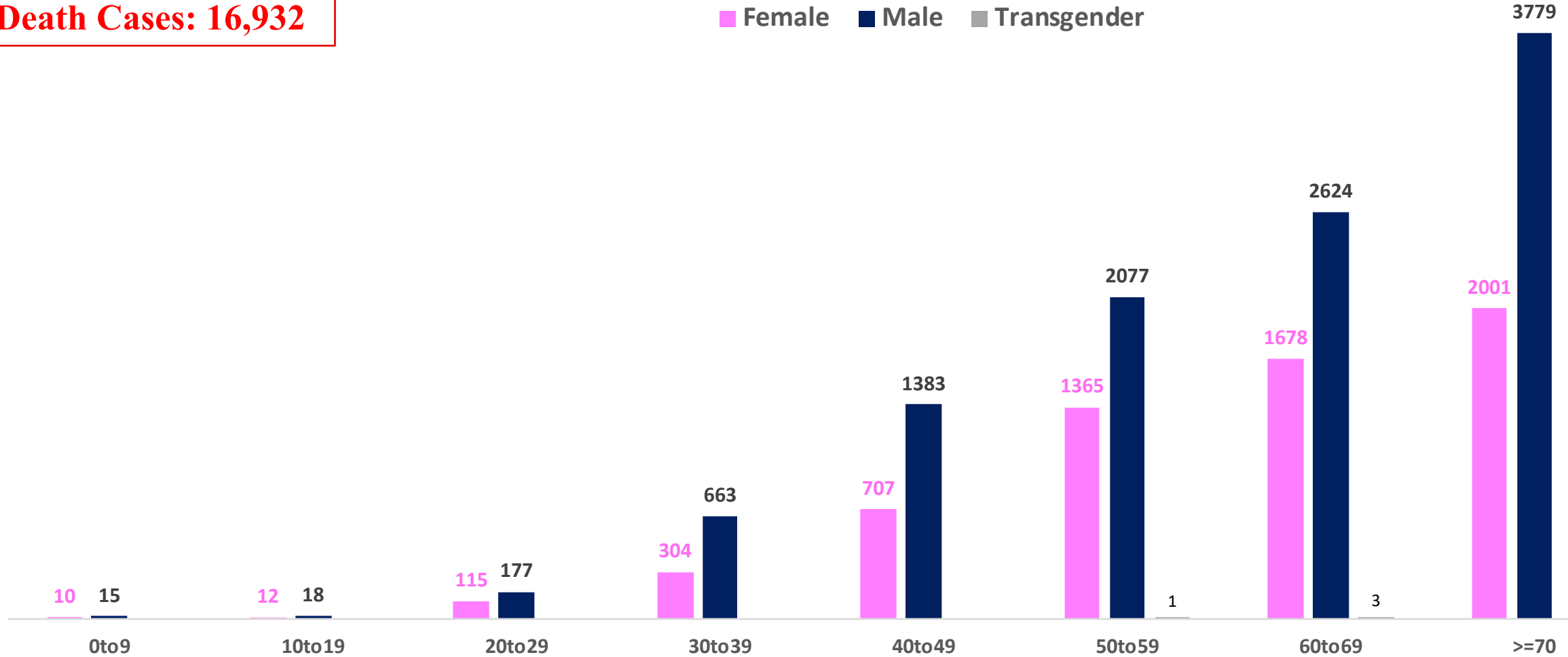


AGE AND GENDER WISE DISTRIBUTION OF DEATH CASES



Death Cases: 16,932

Female Male Transgender





VACCINATION COVERAGE AS ON 04.03.2022

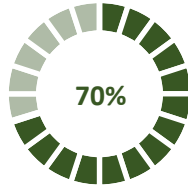
Total Doses Administered

1,79,48,503

▲ 27,520

Total 15-18 years Population : 4.42 Lakhs

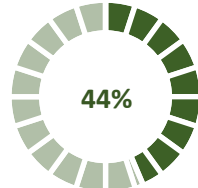
1ST DOSE



3,11,212

Doses administered
▲ 0,834

2ND DOSE

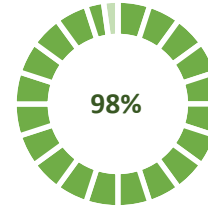


1,92,945

Doses administered
▲ 7,225

Total adult Population : 91.7 Lakhs

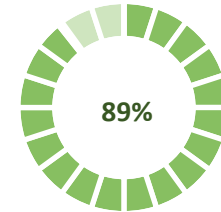
1ST DOSE



89,65,311

Doses administered
▲ 727

2ND DOSE



81,90,698

Doses administered
▲ 16,464

Priority Group*

* the numbers represent doses administered only

Health Care Workers

4,12,732

Doses administered
▲ 284

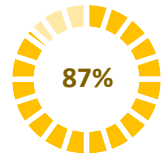
Frontline Workers

7,49,253

Doses administered
▲ 404

18 - 44 Years Coverage

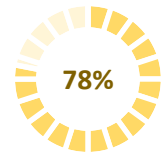
Dose 1



57,07,162

Doses administered
▲ 601

Dose 2



51,31,711

Doses administered
▲ 11,770

PRECAUTION DOSE



2,88,337

Doses administered

▲ 2,270

PRECAUTION DOSES ADMINISTERED

Health Care Workers

57,322

Booster Doses administered
▲ 312

Front Line Workers

40,370

Booster Doses administered
▲ 721

60 + Years Coverage

1,90,645

Booster Doses administered
▲ 1,237

45 – 59 Years Coverage

Dose 1



16,89,728

Doses administered
▲ 62

Dose 2



15,78,910

Doses administered
▲ 2,265

60 + Years Coverage

Dose 1



9,76,540

Doses administered
▲ 55

Dose 2



9,09,973

Doses administered
▲ 1,750

▲ indicates the increase in last 24 hours



COVID-19 SCENARIO IN BENGALURU AND OTHER METROPOLITAN CITIES



CITY NAME	Positive Cases	Active Cases	Recovered	Deceased	Vaccine Doses Administered
New Delhi	18,61,189	1,466	18,33,589	26,134	3,15,57,802
Bengaluru*	17,79,362	2,419	17,60,011	16,932	2,06,93,155
Mumbai	10,55,889	600	10,35,737	16,691	2,02,27,042
Chennai	7,50,283	891	7,40,327	9,065	99,80,282
Kolkata	4,47,154	306	4,41,194	5,654	96,08,450

Source : <https://dashboard.cowin.gov.in/> at 6:00pm (05.03.2022)

Source : <https://www.covid19tracker.in/> at 6:00 pm (05.03.2022)

*includes BBMP & Bengaluru Urban



SNAPSHOT OF COVID-19 CASES IN BENGALURU URBAN



**Total Wards With
<=10 Cases* :
175**

**Tests Conducted
On 04.03.2022:
18,042**

**Recovery
Rate:
98.91%**

**Total
Active Cases :
2,419**

**Total Vaccinated on
04.03.2022:
27,520**

**Positivity
Rate* :
0.97%**

**Active
Rate:
0.14%**

**Case
Fatality Rate* :
2.86%**



*Total positive cases In the past 7 days

*CFR and positivity is for Past 7 days



ಬೃಹತ್ ಬೆಂಗಳೂರು ಮಹಾನಗರ ಪಾಲಿಕೆ
Bruhat Bengaluru Mahanagara Palike



Download BBMP Bulletin	https://apps.bbmpgov.in/covid19/mediabulletin.php
For BBMPCovid19 Bed Status:	https://apps.bbmpgov.in/covid19/en/Bedstatus.php
To register for vaccination :	https://selfregistration.cowin.gov.in/
BBMP COVID19 Dashboard:	https://apps.bbmpgov.in/covid19/
Follow us on:	 www.facebook.com/bbmp.comm1/
	 twitter.com/BBMPCOMM

Issued by:

Honorable Chief Commissioner, BBMP
Special Commissioner Health & IT, BBMP
MD, Bengaluru Smart City Limited

THANK YOU !

Government of Karnataka
ಅರೋಗ್ಯ ಮತ್ತು ಕುಟುಂಬ ಕಲ್ಯಾಣ ಇಲಾಖೆ
Dept. of Health and Family Welfare

ಜನ ಔಷಧಿ ದಿನ
ಮಾರ್ಚ್ 1 ರಿಂದ 7, 2022

ಜನ ಔಷಧಿ ದಿನ
ಮಾರ್ಚ್ 1 ರಿಂದ 7, 2022

ಹೆಚ್ಚು ಹಣ ಖರ್ಚು ಮಾಡುತ್ತಿದ್ದೀರಾ ?

ಹಾಗಾದರೆ, ಕೂಡಲೇ ಜನ ಔಷಧಿ ಮಳಿಗೆಗೆ ತೆರಳಿ ರಿಯಾಯಿತಿ ದರದಲ್ಲಿ ಔಷಧಿ ಖರೀದಿಸಿ.

90% ವರೆಗೆ ಹಣ ಉಳಿತಾಯ

Connect with   @DHFwKA <https://pledge.mygov.in/jan-aushadhi/>

